

SINGER
144W302

LIST OF PARTS



MACHINE No. 144w302

THE SINGER MANUFACTURING COMPANY

INDEX

Accessories	15
Bobbin Winder	15
Foot Lifter and Starting Treadles	16
Machine No. 144w302	5
Numerical List of Parts	19

From the library of: Diamond Needle Corp

INSTRUCTIONS FOR ORDERING

In ordering from this list, use ONLY the PART number in the FIRST column.

The number stamped on a Sewing Machine Part is the number of the Single Part only, except when the part includes Set Screws, Clamping Screws, Studs and Rollers Spun on, Small Wires riveted, or Parts soldered together, etc., which it is necessary to furnish in combination.

Every combination of parts sent out has its specific number which, although not stamped on Parts (except in above case), must be used when ordering the combination.

Each number always indicates the SAME PART in whatever list it appears, or for whatever Machine.

The letters after some of the numbers indicate the style of finish only, as follows:

- A. Hardened, Polished, Nickel Plated and Buffed.
- B. Polished, Nickel Plated and Buffed.
- C. Hardened only.
- D. Polished only.
- E. Soft, not polished.
- F. Hardened and Polished.
- H. Blued.
- J. Nickel Plated only.
- R. Merlized.
- X. Black Oxide.
- XC. Hardened and Black Oxide.
- Y. Blade Nickel only.

These letters MUST BE USED when they appear in the list and AFTER the number, as in the list.

In this series:


200001 to 201500 and 350001 to 351500 are Screw Numbers.
201501 to 201800 and 351501 to 351800 are Nut Numbers.
201801 to 202000 and 351801 to 352000 are Roller Numbers.
202001 to 350000 are Numbers of Machine Parts.

The figures in the second column refer only to the plate in which the illustration of the part is shown and are NOT TO BE USED in ordering.

Two or more numbers over a cut indicate that the difference between such parts is not visible in an illustration.

Parts marked with an asterisk (*) are furnished when repairs are made at the factory.

LIST OF PARTS COMPLETE FOR



MACHINE No. 144w302

Single needle lock stitch machine with compound feed and high lift alternating pressers.

For stitching pockets in automobile door panels; also for tarpaulins, awnings and similar work.

Has a high arm with a working space of 30 inches to the right of the needle.

No.	Plate	Name
*264691	-----	Arm with two 240174
265001	16143	" Cap
265002	16143	Arm Cap and Tension Bracket complete, Nos. 792D, 225462, 228026 and 265001
200278H	16143	Arm Cap Screw
202248	16143	" " " Washer
265003	16140	" Cover
200166H	16140	" " Screw (2)
265072	16140	" Cross Shaft
265074	16140	" " " Bushing with 202260
202260	16140	" " " Oil Packing (wick)
350452C	16140	" " " Set Screw
265075	16140	" " " Gear with 200382C and 201220C

From the library of Diamond Needle Co.

No.	Plate	Name
201220C	16140	Arm Cross Shaft Gear Position Screw
200382C	16140	" " " " Set Screw
350419H	16140	" " " " Adjusting Screw
8702	16146	" Position Pin (2)
50708E	16146	" Screw (4)
265004	16143	" Shaft with 224392 and 350431E
264641	16143	" " Bushing (back) with 202244
202244	16143	" " " " Oil Packing (wick)
200071E	16143	" " " " Screw (3)
265048	16143	" " " (center) with 202260
202260	16143	" " " " Oil Packing (wick)
200338C	16143	" " " " Set Screw
207080	16143	" " " (front) with 202244
202244	16143	" " " " Oil Packing (wick)
200502H	16143	" " " " " Thumb Screw
200338C	16143	" " " " Set Screw
264602	16124	" " Connection Belt
224104	16124	" " " " Pulley with 200327C, 200602C and two 202253
200602C	16124	Arm Shaft Connection Belt Pulley Position Screw
200327C	16124	Arm Shaft Connection Belt Pulley Set Screw
202253	16124	Arm Shaft Connection Belt Pulley Spring Flange
264503	16144	Arm Shaft Connection Belt Timing Collar with 200383C and 200398C
200398C	16144	Arm Shaft Connection Belt Timing Collar Position Screw
200383C	16144	Arm Shaft Connection Belt Timing Collar Set Screw
224139	16144	Arm Shaft Connection Belt Timing Plate
200164B	16144	" " " " " " " Screw (2)
224392	16143	Arm Shaft Oil Packing (wick)
350431E	16143	" " " " Stop Screw
265005	16140	" Side Cover
265006	16140	" " " Gasket
200077D	16140	" " " Screw (3)
265059	16143	Balance Wheel (belt groove 6-3/4 in. diam.) with two 200039C
200039C	16143	Balance Wheel Set Screw
*265008	-----	Bed
264644	16144	" Block (for Hook Saddle)
200194E	16144	" " " " " Screw (2)
265307	16146	" Hinge Connection (2)
200570E	16146	" " " Screw (4)
54897	16144	" Oil Cup
264603	16146	" Slide (back)
223811	16146	" " " Stop
223812	16146	" " " Spring
264604	16146	" " (front)
264645	16127	Bobbin
*265086	-----	" Case

No.	Plate	Name
265115	16127	Bobbin Case Latch
*202056	-----	" " " Pin
264649	16127	" " " Plunger
264649	16127	" " " Spring
264650	16127	" " Oiling Felt
265066	16128	" " Opener
265087	16128	" " " Lever with 201349C, 201542C and 203101
201349C	16128	Bobbin Case Opener Lever Driving Screw Stud
201542C	16128	Bobbin Case Opener Lever Driving Screw Stud Nut
203101	16128	Bobbin Case Opener Lever Driving Screw Stud Oil Packing (wick)
265088	16128	Bobbin Case Opener Lever Hinge Stud with 202277
202277	16128	Bobbin Case Opener Lever Hinge Stud Oil Packing (wick)
200407C	16128	Bobbin Case Opener Lever Hinge Stud Set Screw
200387C	16128	Bobbin Case Opener Lever Hinge Stud Set Screw Check Screw
248251	16128	Bobbin Case Opener Lever Link
200118D	16128	" " " Screw
265105	16127	" " Tension Spring
200987F	16127	" " " " Regulating Screw
200597F	16127	" " " " Screw
265090	16127	Bobbin Case complete, Nos. 200597F, 200983F, 202056, 264648 to 264650, 265086, 265105 and 265115
225461	16143	Bobbin Winder Tension Bracket with 201499B
792D	16143	Bobbin Winder Tension Bracket Screw
228026	16143	" " " " Washer
2102	16143	" " " Disc
13710	16143	" " " Spring
201499B	16143	" " " Stud
201572H	16143	" " " " Thumb Nut
225462	16143	Bobbin Winder Tension Bracket complete, Nos. 13710, 201572H, 225461 and two 2102
265318	16146	Face Plate
202135	16146	" " Position Pin
200533B	16146	" " Thumb Screw
264633	16145	Feed Bar
264674	16145	" " Crank with 200363C and 200396C
200396C	16145	" " " Position Screw
200363C	16145	" " " Set Screw
350393C	16145	" " Hinge Screw (driving)
201518E	16145	" " " " Nut
264687	16134	" Dog, 38 elongated needle hole, for needle sizes 25 and 26

No.	Plate	Name
265100	16134	Feed Dog, 30 elongated needle hole, for needle size 27, for use with thread larger than No.12
201491E	16134	Feed Dog Screw (2)
£64635	16124	" Driving Connection with 200049D and 202330
201171C	16124	Feed Driving Connection Hinge Screw
201517E	16124	" " " " " Nut
202277	16124	" " " " " 011 Packing (wick)
202330	16124	Feed Driving Connection Oil Packing(wick)
200049D	16124	" " " " Pinch Screw
237521	16124	" " Eccentric Regulating Bracket
237043	16124	" " " " " " 237521 with 224108, two each 200256C and 201525E
224108	16124	Feed Driving Eccentric Regulating Bracket Flange with 200383C and 200437C
200437C	16124	Feed Driving Eccentric Regulating Bracket Flange Position Screw
200383C	16124	Feed Driving Eccentric Regulating Bracket Flange Set Screw
200256C	16124	Feed Driving Eccentric Regulating Bracket Hinge Screw
201525E	16124	Feed Driving Eccentric Regulating Bracket Hinge Screw Nut
202301	16124	Feed Driving Eccentric Regulating Bracket Plunger
237523	16124	Feed Driving Eccentric Regulating Bracket Plunger Spring
200607C	16124	Feed Driving Eccentric Regulating Bracket Plunger Spring Stop Screw
200256C	16124	Feed Driving Eccentric Regulating Bracket Stop Screw
201525E	16124	Feed Driving Eccentric Regulating Bracket Stop Screw Nut
200429C	16124	Feed Driving Eccentric Regulating Screw
200383C	16124	" " " " " " Check Screw
265009	16145	Feed Driving Rock Shaft
223652	16145	" " " " Crank with 200019E
200019E	16145	" " " " " Pinch Screw
202625	16145	" " " " " Stop Collar with two 200383C (2)
200383C	16145	Feed Driving Rock Shaft Stop Collar Set Screw
224154	16144	Feed Lifting Cam with 201220C
264637	16145	" " " " Fork with 200173D and 223655
350197E	16145	Feed Lifting Cam Fork Screw
225837	16145	" " " " " Washer
223655	16145	" " " " " Oiling Felt
200173D	16145	" " " " " Screw

No.	Plate	Name
201220C	16144	Feed Lifting Cam Set Screw
265010	16143	" Regulating Spindle with 202443, 202619 and 264657
*264657	-----	Feed Regulating Spindle Head
202443	16143	" " " " " Pin
202619	16143	" " " " " Position Pin
265011	16146	Foot Lifter Lifting Lever with 264518
265012	16146	" " " " " Hinge Stud
200363C	16146	" " " " " " " Set Screw
265013	16146	Foot Lifter Lifting Lever Latch
227224	16146	" " " " " " Collar with 201052C
201052C	16146	Foot Lifter Lifting Lever Latch Collar Set Screw
265014	16146	Foot Lifter Lifting Lever Latch Handle with two 201052C
201052C	16146	Foot Lifter Lifting Lever Latch Handle Set Screw
265015	16146	Foot Lifter Lifting Lever Latch Spring
227116	16146	" " " " " " " Adjusting Collar
265027	16146	Foot Lifter Lifting Lever Latch Spring Adjusting Collar 227116 with 201052C
201052C	16146	Foot Lifter Lifting Lever Latch Spring Adjusting Collar Set Screw
264513	16146	Foot Lifter Lifting Lever Pin
265078	16146	" " " " " Spring
200268F	16146	" " " " " " Screw
265067	16140	Hand Wheel
265068	16140	" " " " " Disengaging Spring
265069	16140	" " " " " Plunger
264689	16143	" " " " " Driving Gear with 200382C and 200917C
200917C	16143	Hand Wheel Driving Gear Position Screw
200382C	16143	" " " " " " " Check Screw
200382C	16143	Hand Wheel Driving Gear Set Screw
200382C	16143	" " " " " " " Check Screw
265070	16140	Hand Wheel Engaging Collar
232719	16140	" " " " " " Pin
265071	16140	" " " " " Plate
200577XC	16140	" " " " " " Screw
201054F	16140	" " " " " Screw
265072	16140	Hand Wheel complete, Nos. 201054F, 232719, 265067, 265070, 265071, 265073 to 265075, 350419H, three each 265068, 265069 and four 200577XC
*265091	16127	Hook
265092	16127	" 265091 with 265095 to 265097, two 200583H and four 201253F

From the library of: Dated Needle Corp.

No.	Plate	Name
265093	16127	Hook and Bobbin Case complete, Nos. 265090 and 265092
224019	16128	Hook Bushing (lower)(bronze)
200364C	16128	" " " Set Screw
265094	16128	" " (upper)(bronze)
200446C	16128	" " Position Screw
265053	16144	" Driving Gear (spiral) with 201254C and 201421C
201254C	16144	Hook Driving Gear Position Screw
201421C	16144	" " " Set Screw
240167	16128	" " Pinion (spiral) with 200382C and 201220C
201220C	16128	Hook Driving Pinion Position Screw
200382C	16128	" " " Set Screw
224022	16128	" " " Thrust Washer
265020	16144	" " Shaft
224111	16144	" " Bushing (back) with 202244
202244	16144	Hook Driving Shaft Bushing (back) Oil Packing (wick)
200029C	16144	Hook Driving Shaft Bushing (back) Set Screw
237529	16144	Hook Driving Shaft Bushing(front)
200363C	16144	" " " " " Set Screw
200383C	16144	" " " " " " " Check Screw
265043	16144	Hook Driving Shaft Lock Ratchet with 200354C and 200362C
200354C	16144	Hook Driving Shaft Lock Ratchet Position Screw
200362C	16144	Hook Driving Shaft Lock Ratchet Set Screw
265044	16144	" " " " Stud
248423	16144	" " " " " Cotter Pin
265045	16144	" " " " " Socket
248425	16144	" " " " " Spring
265046	16144	Hook Driving Shaft Lock Stud complete, Nos. 248423, 248425, 265044 and 265045
265095	16127	Hook Gib Section (long)
265096	16127	" " " (short)
201253F	16127	" " " Screw
265097	16127	" Needle Guard
200583H	16127	" " " Screw
223850	16128	" Saddle with 200009E
265098	16128	" " 223850 with 200364C, 200446C, 224019 and 265094
223681	16144	Hook Saddle Bearing
350451C	16144	" " " Set Screw
200009E	16128	" " Pinch Screw
200006E	16128	" " Screw
225585	16128	" " " Washer
265099	16128	Hook Saddle complete, Nos. 200118D, 200387C, 200403C, 224022, 240167, 248251, 265066, 265087, 265088, 265093 and 265098

No.	Plate	Name
264607	16143	Lifting Bell Crank
200996C	16143	" " " Cap Screw
264608	16143	" " " Link
350172C	16143	" " " " Screw Stud
201524E	16143	" " " " " Nut
264609	16143	" Eccentric with 200382C and 200398C
264610	16143	" " Connection
240171	16143	" " " Crank with 200029E and 246821
248821	16143	Lifting Eccentric Connection Crank Oil Packing (wick)
200029E	16143	Lifting Eccentric Connection Crank Pinch Screw
200398C	16143	Lifting Eccentric Position Screw
200382C	16143	" " Set Screw
264611	16131	" Presser Foot
200074F	16131	" " " Screw
264615	16143	" Rock Shaft with 201524E and 350172C
240174	16143	" " " Bushing
265079	16130	Needle Bar with 200112F, 200595H and 213771
264617	16130	Needle Bar Connecting Link
264667	16130	" " " " Stud with 222598
222598	16130	Needle Bar Connecting Link Stud Oil Packing (wick)
200374C	16130	Needle Bar Connecting Link Stud Set Screw
200388C	16130	" " " " " " "
265054	16130	" " " Stud with 202330 and two 200086C
202330	16130	Needle Bar Connecting Stud Oil Packing (wick)
200086C	16130	Needle Bar Connecting Stud Pinch Screw
264619	16130	" " Crank with 200335C, 200374C, 200388C, 200428C and 264667
203172	16130	Needle Bar Crank Friction Washer
200428C	16130	" " " Position Screw
200383C	16130	" " " " Check Screw
200335C	16130	" " " Set Screw
200383C	16130	" " " " Check Screw
264620	16130	" " Rock Frame
210910	16130	" " " Hinge Stud with 202277
202277	16130	Needle Bar Rock Frame Hinge Stud Oil Packing (wick)
200029C	16130	Needle Bar Rock Frame Hinge Stud Set Screw
202666	16130	Needle Bar Rock Frame Position Bracket
200098F	16130	" " " " " " Screw
265021	16143	" " " " Rock Shaft with 200387C and 210920
223692	16143	Needle Bar Rock Frame Rock Shaft Crank with 200029E

From the library of: Diamond Needle Corp

No.	Plate	Name
264638	16124	Needle Bar Rock Frame Rock Shaft Crank Connection with 202277
200833C	16124	Needle Bar Rock Frame Rock Shaft Crank Connection Hinge Screw
201522E	16124	Needle Bar Rock Frame Rock Shaft Crank Connection Hinge Screw Nut
202277	16124	Needle Bar Rock Frame Rock Shaft Crank Connection Oil Packing (wick)
200029E	16143	Needle Bar Rock Frame Rock Shaft Crank Pinch Screw
202668	16143	Needle Bar Rock Frame Slide Block
210920	16143	" " " " " " 202668 with 201141C
201141C	16143	Needle Bar Rock Frame Slide Block Screw Stud
200387C	16143	Needle Bar Rock Frame Slide Block Screw Stud Set Screw
213771	16130	Needle Bar Thread Guide
200595H	16130	" " " " " Screw
200112F	16130	" Set Screw
264690	16131	Presser Bar with 200074F
241535	16131	" " Bushing (lower)
207072	16131	" " " (upper)
200352C	16131	" " " Set Screw (2)
264625	16131	" " Lifting Bracket with 200032E
200975F	16131	" " " Guide Screw
200032E	16131	" " " Pinch Screw
264626	16131	" " Position Guide
264627	16131	" " " Lever with 200086F
200086F	16131	Presser Bar Position Guide Lever Pinch Screw
200352C	16131	Presser Bar Position Guide Set Screw
265060	16146	" " Spring (auxiliary)
240172	16146	" " " (flat)
210949	16131	" " " Bracket with 200086C
200086C	16131	" " " Pinch Screw
350381C	16146	" " " Regulating Screw
200224H	16146	" " " Support Screw
225004	16146	" " " " Washer
265032	16144	Safety Clutch Hook Driving Shaft Position Collar with two 201254C
201254C	16144	Safety Clutch Hook Driving Shaft Position Collar Set Screw
265101	16144	Safety Clutch Locking Lever
265050	16144	" " " " Connecting Link
350433C	16144	" " " " Hinge Screw
265102	16144	" " " " Spring
350436C	16144	" " " " " Screw
265103	16144	" " Pulley with 202253
202253	16144	" " " Spring Flange
265057	16144	" " Throw-in Latch

No.	Plate	Name
265052	16144	Safety Clutch Throw-in Latch Pin
265051	16144	" " " " Spring
265104	16144	Safety Clutch complete, Nos. 265032, 265050 to 265052, 265057, 265101 to 265103 350433C and 350436C
265308	16130	Take-up Lever
264629	16130	" " Driving Stud with 202277
202277	16130	" " " " Oil Packing (wick)
202400	16130	Take-up Lever Hinge Stud with 202423
202423	16130	" " " " Oil Packing (wick)
350452E	16130	" " " " Set Screw
264674	16132	Tension Bracket with 200061C, 238089 and 350392C
200159F	16132	Tension Bracket Screw (2)
2102	16132	" Disc
32572	16132	" Release Disc
264675	16132	" " Lever
238089	16132	" " " Guide Pin
264676	16131	" " " Rod
200309E	16132	" " " Screw
264695	16132	" " Plunger
223438	16132	" Spring
350392C	16132	" Stud
1560C	16132	" Thumb Nut
264677	16132	Tension Bracket complete, Nos. 1560C, 32572, 200132E, 200309E, 201535E, 223438, 264674, 264675, 264678, 264681 to 264684, 264695, 265077, 265331, 265334, two 2102 and four 200583H
264678	16132	Thread Controller Disc
265331	16132	" " Spring
Note: Thread Controller Spring 265331 is regularly furnished with this machine.		
265076	16132	Thread Controller Spring (light)
265077	16132	" " " Stop
200132E	16132	" " " Screw
264681	16132	" " " Stud with 201052C
200061C	16132	" " " Set Screw
264682	16132	" " Stud
201052C	16132	" " " Set Screw
264683	16132	" " Thread Guide
201535E	16132	" " " " Nut
202412	16132	" Guide
265334	16132	" " (lower)
265336	16132	" " "
264684	16132	" " (upper)
200126F	16132	" " Screw (2)
200583H	16132	" " "
236955	16140	" Lubricating Cup with 200059C and 201280C
236957	16140	Thread Lubricating Cup Oil Pad (felt)

No.	Plate	Name
236959	16140	Thread Lubricating Cup Oil Pad (upper) Reinforcing Plate
201280C	16140	Thread Lubricating Cup Oil Pad (upper) Tension Screw Stud
222712	16140	Thread Lubricating Cup Oil Pad (upper) Tension Spring
201572H	16140	Thread Lubricating Cup Oil Pad (upper) Tension Thumb Nut
236961	16140	Thread Lubricating Cup Oil Pad (upper) complete, Nos. 236957 and 236959
200059C	16140	Thread Lubricating Cup Set Screw
236962	16140	" " " Thread Guide
236963	16140	Thread Lubricating Cup complete, Nos. 201572H, 222712, 236955, 236961, 236962 and three 236957
210956	16132	Thread Retainer Bracket with 200397H
265335	16132	" " " Arm
200126F	16132	" " " Screw (2)
200583H	16132	" " Screw (2)
210993	16132	" " Sleeve
223844	16132	" " Spring
210957	16132	" " Stud
210958	16132	" " " Collar
200397H	16132	" " " Set Screw
210959	16132	Thread Retainer complete, Nos. 210956 to 210958, 210993 and 223844
264693	16134	Throat Plate
742F	16134	" " Screw (2)
264630	16130	Vibrating Presser Bar
264631	16143	" " " Connecting Link
202277	16130	" " " Oil Packing (wick)
264614	16130	" " Foot, 30 needle hole, with 200086F, for 264611
264613	16130	Vibrating Presser Foot, 23 needle hole, with 200086F, for 264611, for use with thread larger than No. 12
200086F	16130	Vibrating Presser Foot Pinch Screw

ACCESSORIES

No.	Plate	Name
264645	16127	Bobbin (5)
225497	13067	Bobbin Case Screw Driver
7 x 3	-----	Needles, six, size 24, for cloth or
7 x 19	-----	" " " " " panel work
265028	16148	Drip Pan with six 3/4 in. wire nails
41400	13067	Machine Rest Pin (wood)
120342	13067	Oiler (copper plated) with 120343
120343	13067	" Spout (3-1/2 in. long)
225498	13067	Screw Driver (7-1/4 in. long)
225554	13067	Wrench (steel)

BOBBIN WINDER

(SWINGING AUTOMATIC, RIGHT HAND)

41894	16147	Base with 449C
894D	16147	" Screw
265022	16147	Bracket
350030E	16147	" Screw
260628	16147	" " Washer
41896	16147	Frame
41441	16147	" Hinge Pin
449C	16147	" " " Set Screw
4784	16147	" Oil Pad
41897	16147	" Spring
43271	16147	Friction Pulley Ring (leather)
26070	16147	" " " Rivet (brass)
448AL	16147	" " Set Screw
43270	16147	" " with 43271, two 448AL and ten 26070
265023	16147	Spindle
265024	16147	Stop Latch
265025	16147	" " Hinge Pin
2269	16147	" " Pin
41899	16147	Tripping Arm with 176E
176E	16147	" " Clamping Screw
265026	16147	Bobbin Winder complete, Nos. 2269, 41441, 41894, 41896, 41897, 41899, 43270, 265023 to 265025 and two 4784
265047	16147	Bobbin Winder and Bracket complete, Nos. 260628, 265022, 265026, 350030E and three 894D

From the library of: Diamond Needle Corp

FOOT LIFTER AND STARTING TREADLE

(For use with operator sits in front of the needle)

No.	Plate	Name
265080	16149	Foot Lifter Lever
236787	16149	" " " Chain, 57 in. long, with two 202784
202784	16149	Foot Lifter Lever Chain Hook
264530	16149	" " " Treadle with two 356C
356C	16149	" " " Set Screw
264531	16149	Starting Treadle with two 356C
202468	16149	" " " Pitman Rod (lower or up- per)
204126	16149	Starting Treadle Pitman Rod Clamp with two 200530C
200530C	16149	Starting Treadle Pitman Rod Clamp Set Screw
227980	16149	Starting Treadle Pitman complete, Nos. 204126 and two 202468
356C	16149	Starting Treadle Set Screw
265081	16149	" " " Shaft
265082	16149	" " " Lever with two 356C
356C	16149	" " " Set Screw
264539	16149	" " " Stand with two wood screws 1 in., No. 12
265106	16149	Starting Treadle Support with two wood screws 1 in., No. 12
265084	16149	Foot Lifter and Starting Treadle complete, Nos. 227980, 236787, 264530, 264531, 265080 to 265082, 265106 and two 264539

(Other Foot Lifter parts are listed with parts of
machine head.)

FOOT LIFTER AND STARTING TREADLE

(For use when operator sits at the right of the needle)

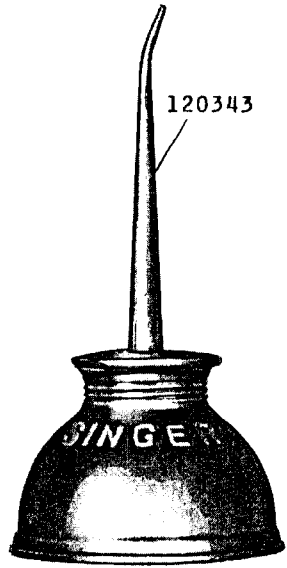
265030	16148	Foot Lifter Lever
236787	16148	" " " Chain, 57 in. long, with two 202784
202784	16148	Foot Lifter Lever Chain Hook
264530	16148	" " " Treadle with two 356C
356C	16148	" " " Set Screw
264531	16148	Starting Treadle with two 356C
202468	16148	" " " Pitman Rod (lower or (upper)

FOOT LIFTER AND STARTING TREADLE

No.	Plate	Name
204126	16148	Starting Treadle Pitman Rod Clamp with two 200530C
200530C	16148	Starting Treadle Pitman Rod Clamp Set Screw
227980	16148	Starting Treadle Pitman complete, Nos. 204126 and two 202468
356C	16148	Starting Treadle Set Screw
265029	16148	" " " Shaft
264533	16148	" " " Lever with three 356C
356C	16148	Starting Treadle Shaft Lever Set Screw
264539	16148	" " " Stand with two wood screws 1 in., No. 12
265031	16148	Foot Lifter and Starting Treadle complete, Nos. 227980, 236787, 264530, 264531, 264533, 265029, 265030 and two 264539

13067 - 1/2

120342



225498



225497



41400

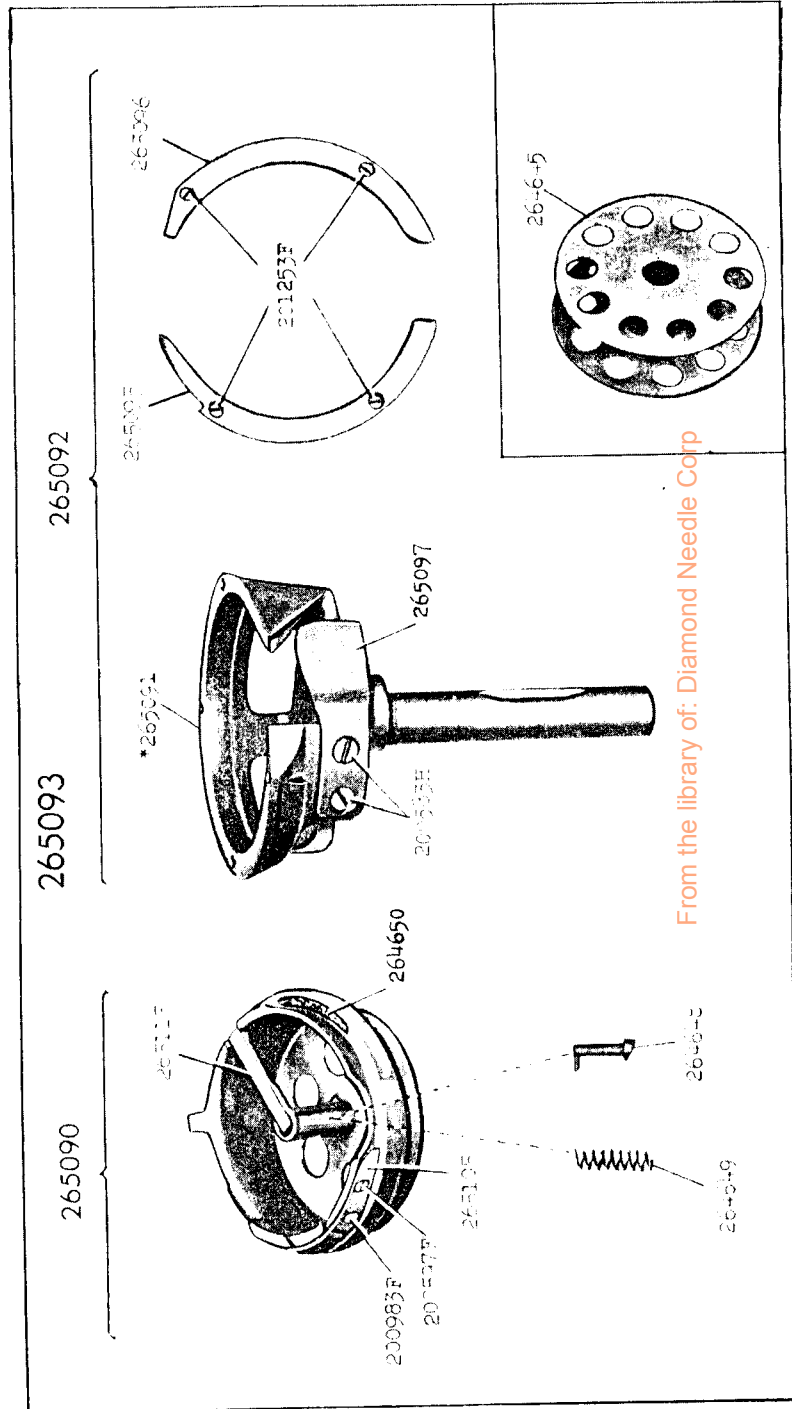
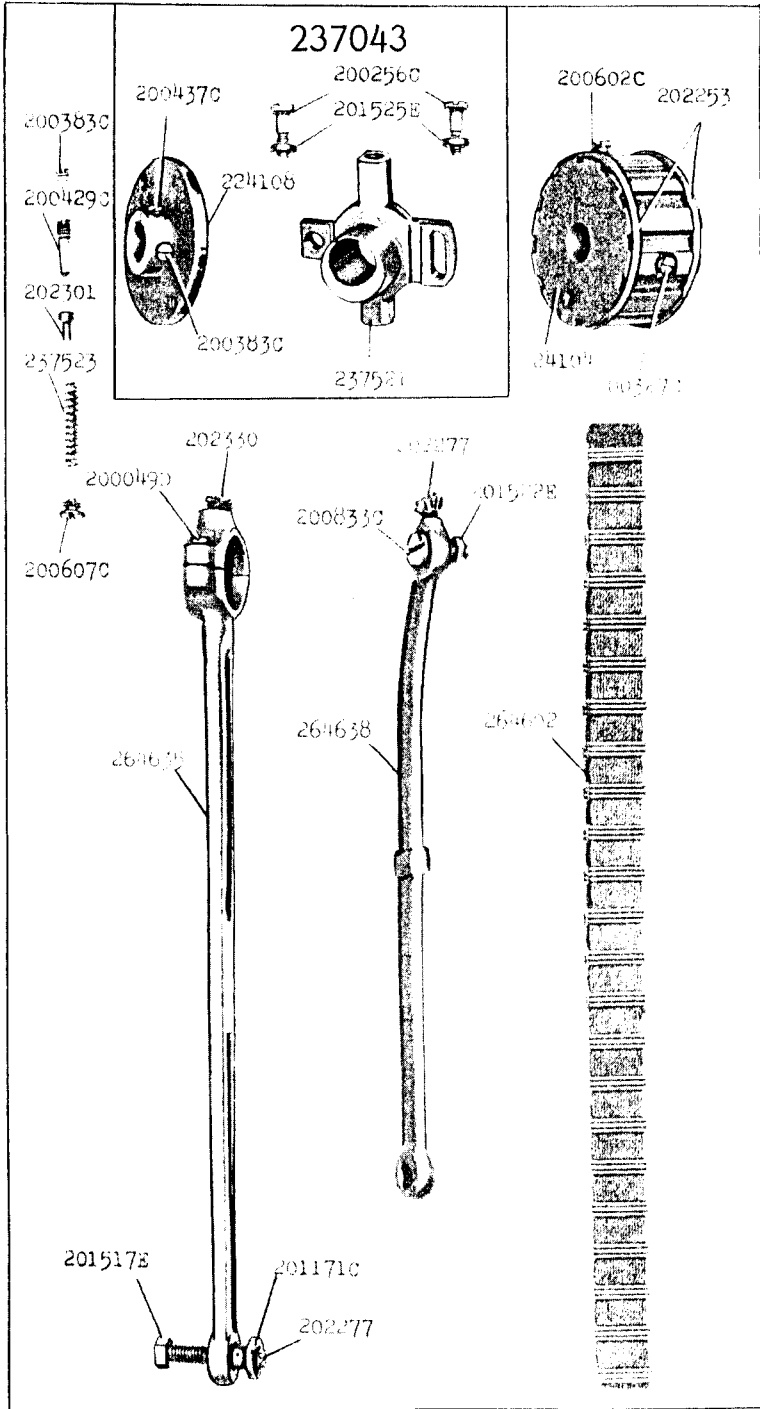


225554

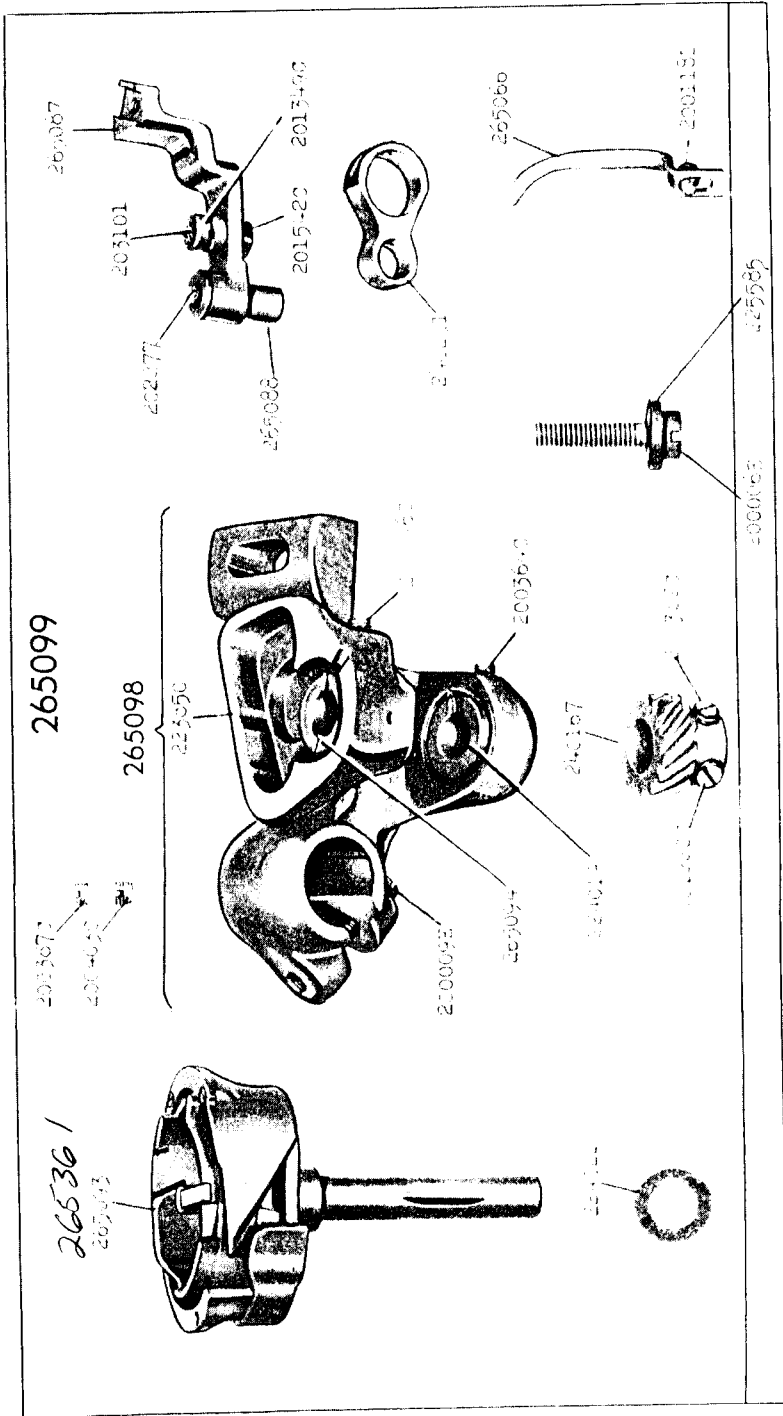


16124 - 3/8

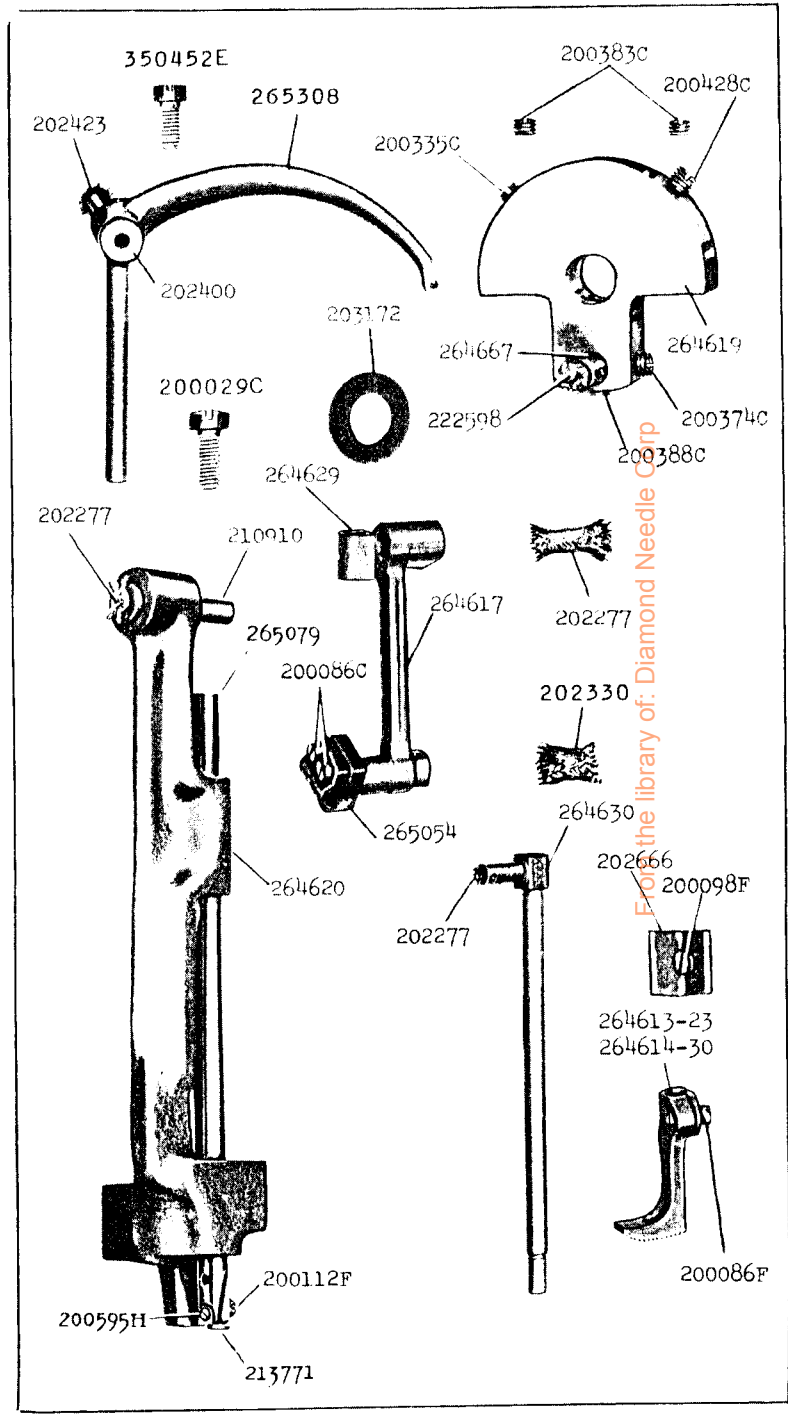
16127 - 3/4



16128 - 5/8

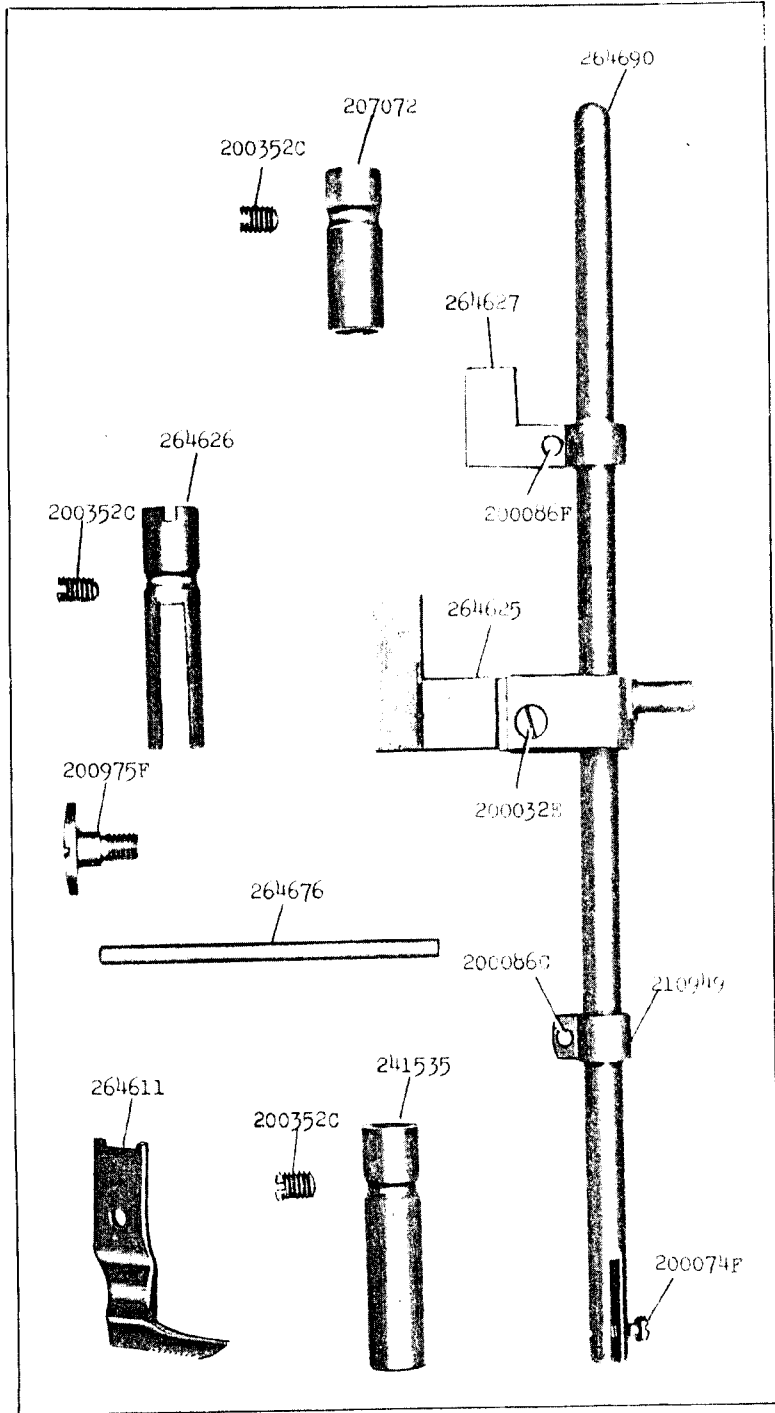


16130 - 1/2

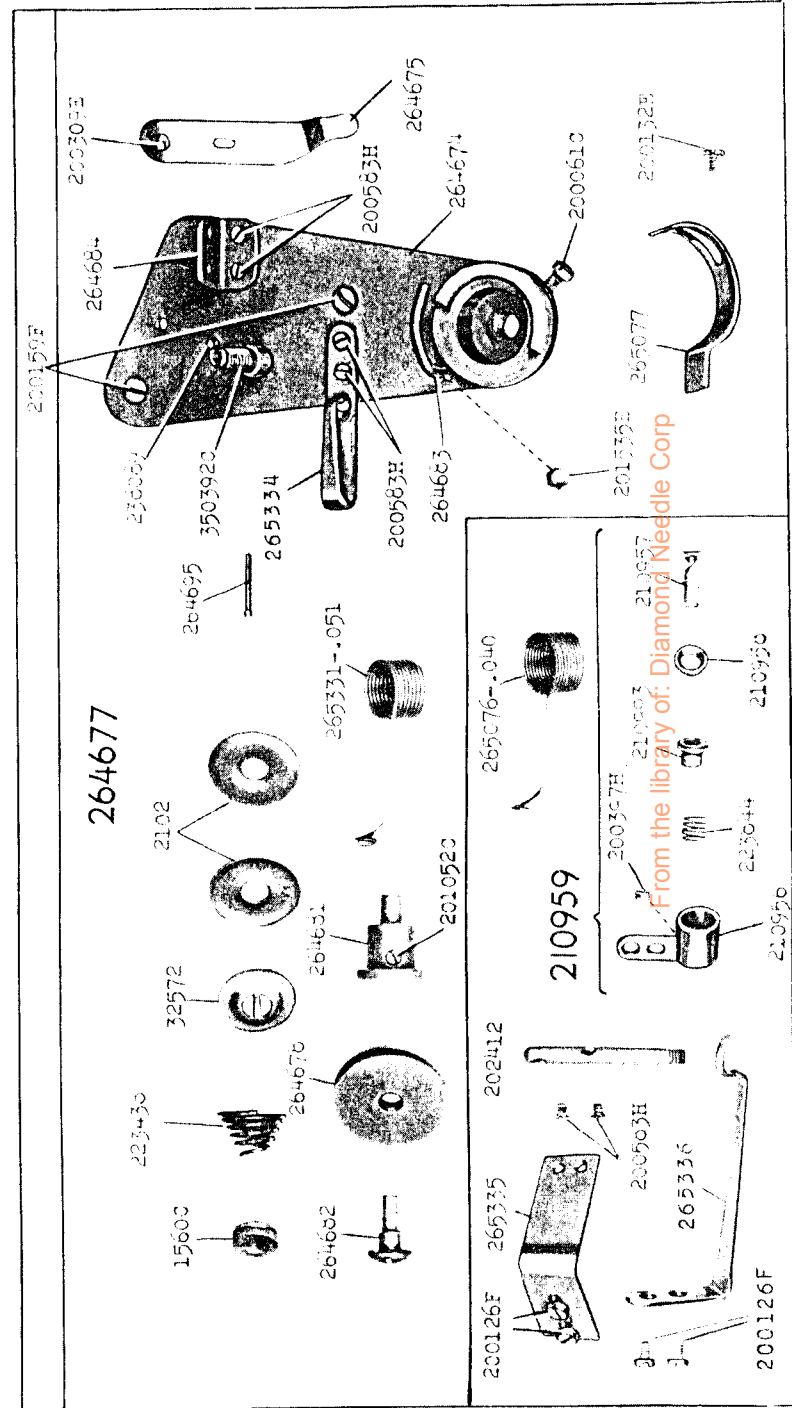


From the library of: Diamond Needle Corp

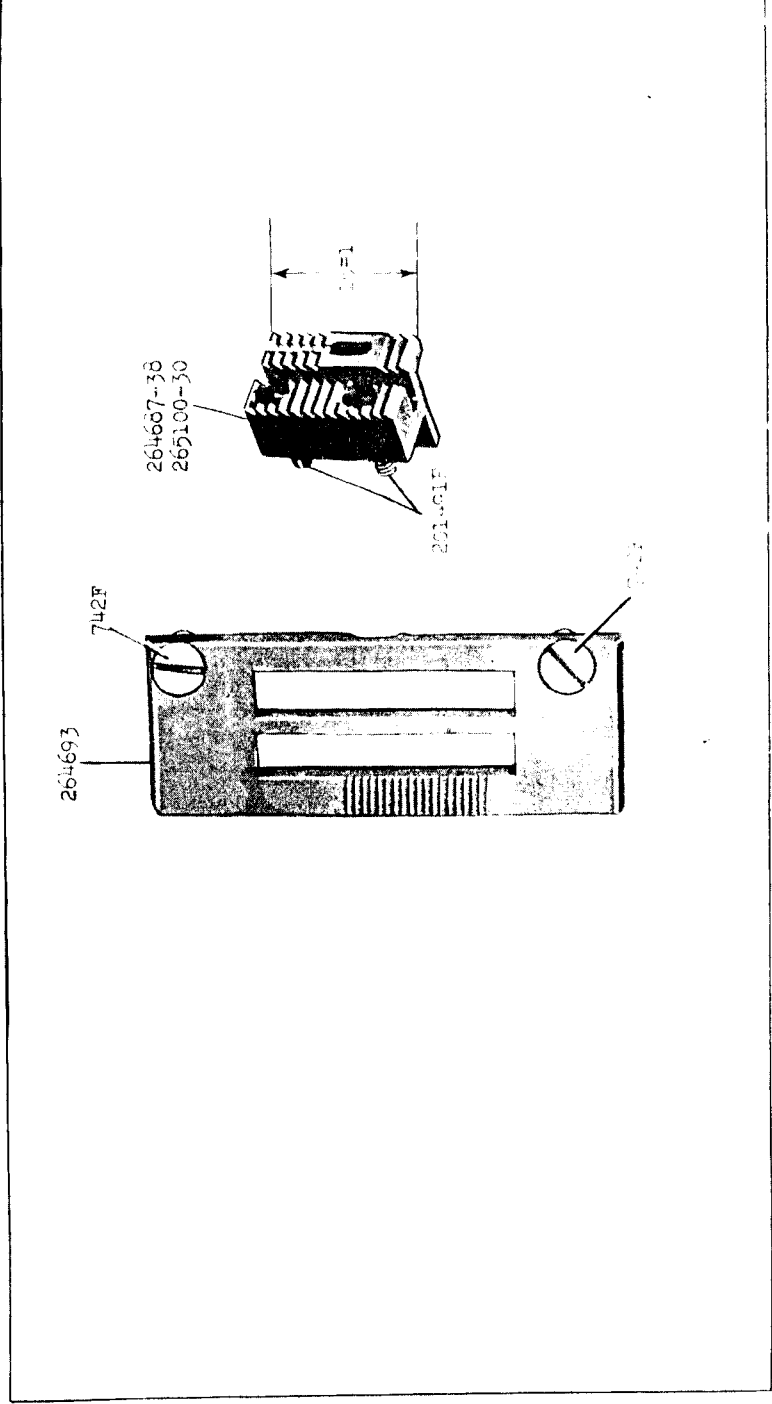
16131 - 5/8



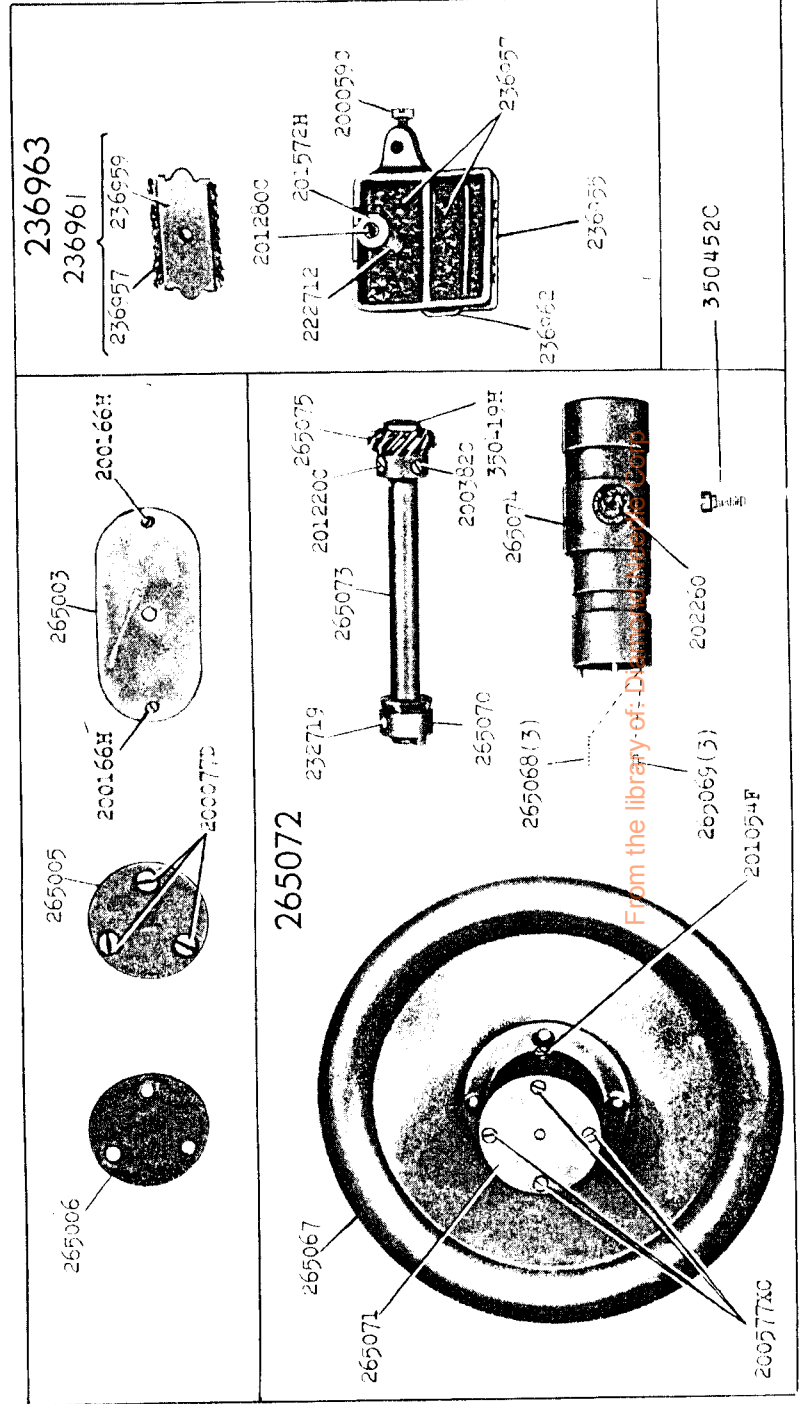
16132 - 1/2

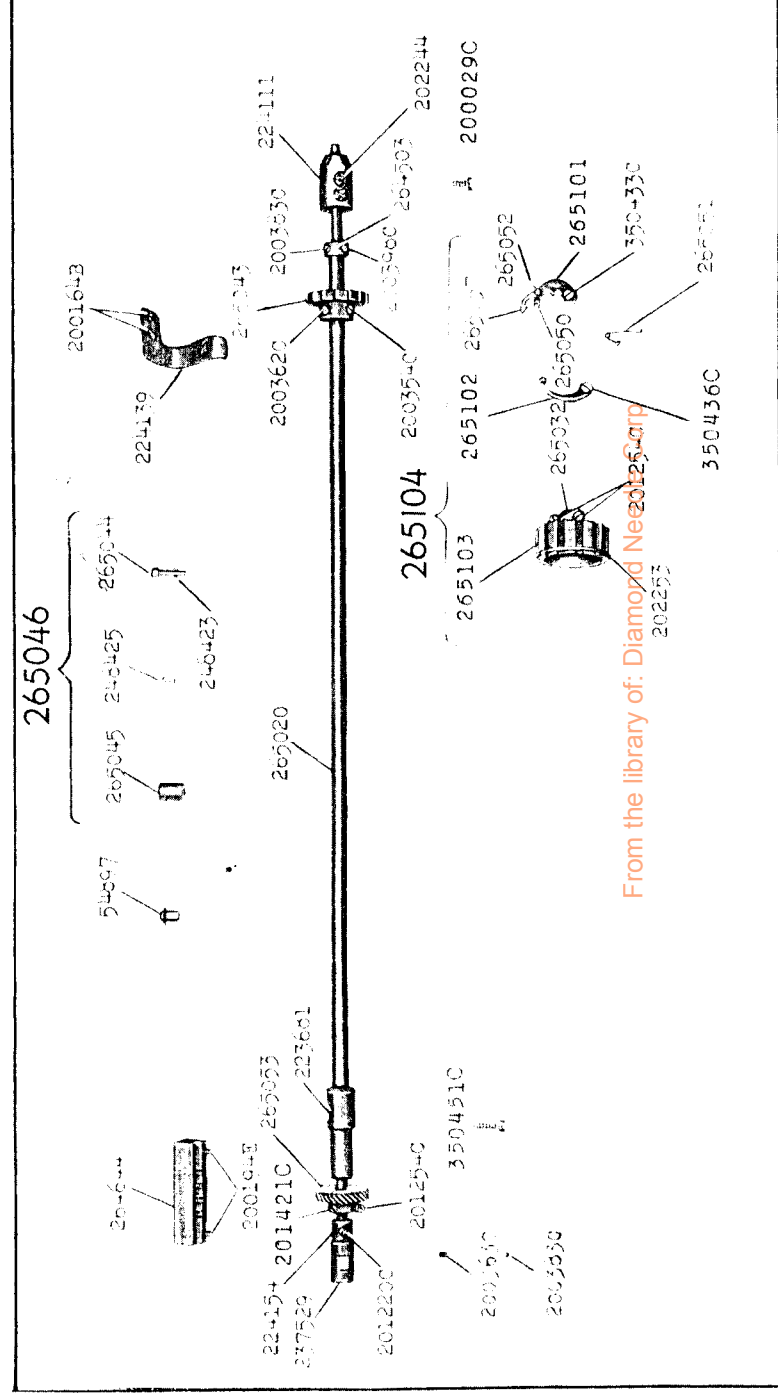
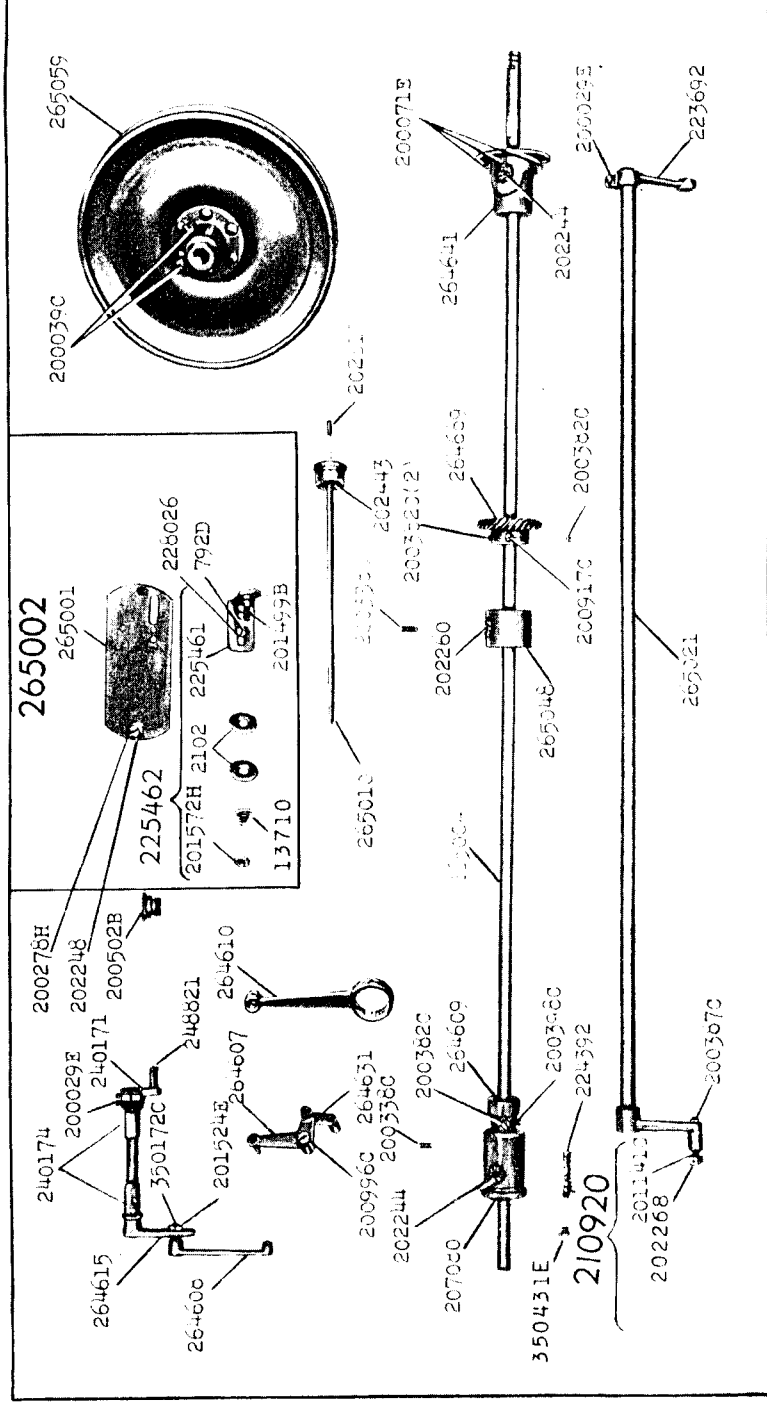


16134



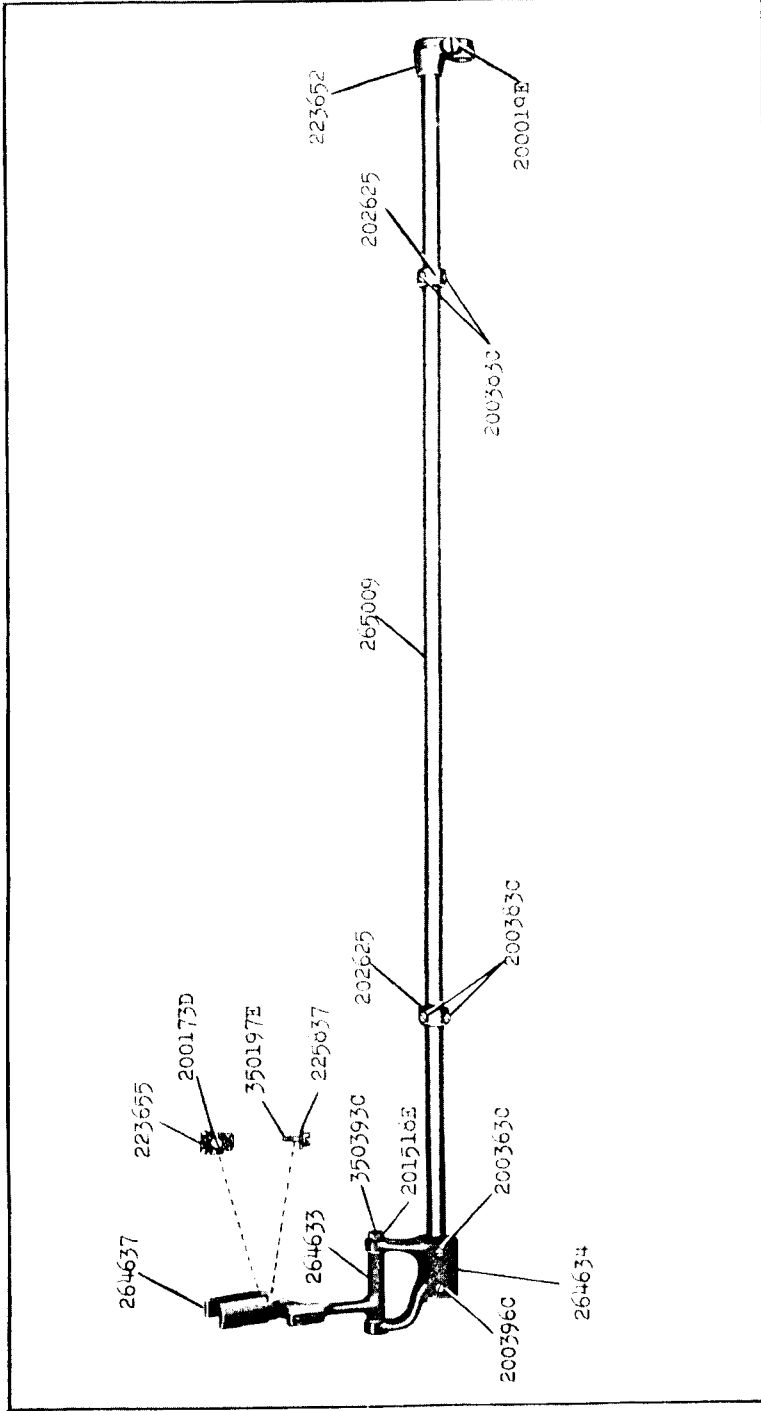
16140 - 1/3





From the library of: **Diamond Neutron**

16145 - 1/5



16146 - 1/5

